

Series 330 - 1206 with Lens

IR high intensity 660-850 nm

preliminary

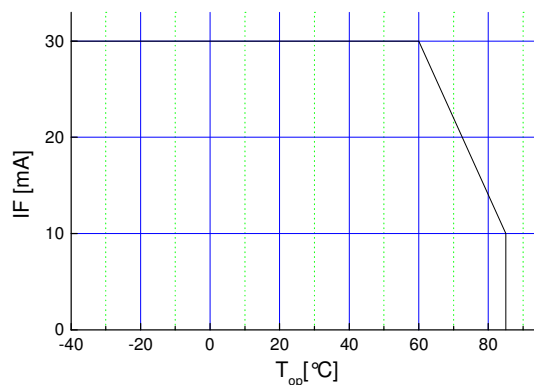
Features

- with lens, mounting from backside of PCB
- view angle 40°
- size 1206: 3,2(L) x 1,6(W) x 1,9(H) mm
- circuit substrate: glass laminated epoxy
- devices are ROHS conform
- lead free solderable, soldering pads: gold plated
- taped in 8 mm blister tape, cathode to transporting perforation
- all devices sorted into luminous intensity classes
- taping: face-up (TU) or face-down (TD) possible
- high radiation intensity types



Absolute Maximum Ratings

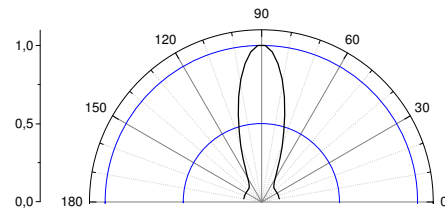
$I_{F, max}$ [mA]	$I_{F, P}$ [mA] $t_p \leq 100 \mu s$ $\tau=1: 10$	V_R [V]	$I_{R, max}$ [μA]	Thermal resistance R_{thJA} [K / W]	T_{Op} [°C]	T_{St} [°C]
30	150	5	100	450	-40...85	-55...85



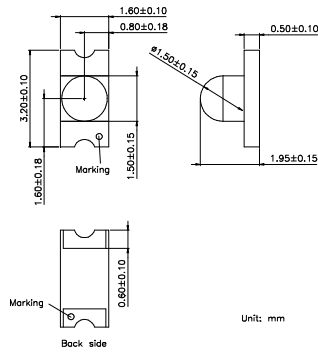
Maximal forward current (DC) characteristic

Electro-Optical Characteristics

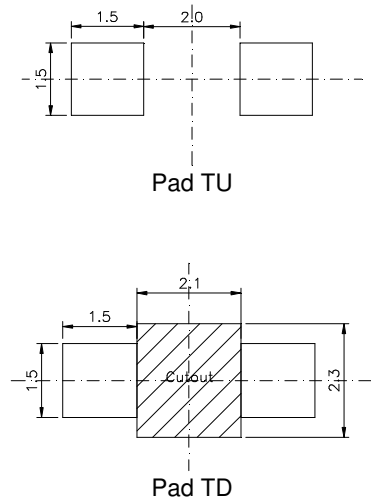
Type	Marking at	Measurement I_F [mA]	Switching time (rise & fall)		V_F [V]		λ_p	I_e [mW/sr]	
			typ [ns]	max [ns]	typ	max	[nm]	min	typ
OIS-330 660	anode	30	40	160	1,9	2,2	660 ±8	1.8	3.5
OIS-330 670	anode	30	40	160	1,9	2,2	670 ±8	1.8	3.5
OIS-330 690	anode	30	40	160	1,9	2,2	690 ±8	1.8	3.9
OIS-330 700	anode	30	40	160	1,9	2,2	700 ±8	1.8	3.9
OIS-330 724	anode	30	40	160	1,8	2,2	724 ±8	3.2	6.3
OIS-330 740	anode	30	40	160	1,7	2,0	740 ±8	3.2	6.0
OIS-330 770	anode	30	40	160	1,7	2,0	770 ±8	3.2	6.0
OIS-330 810	anode	30	35	160	1,6	2,0	810 ±8	3.5	7.0
OIS-330 850	anode	30	35	160	1,6	2,0	850 ±8	3.5	7.0



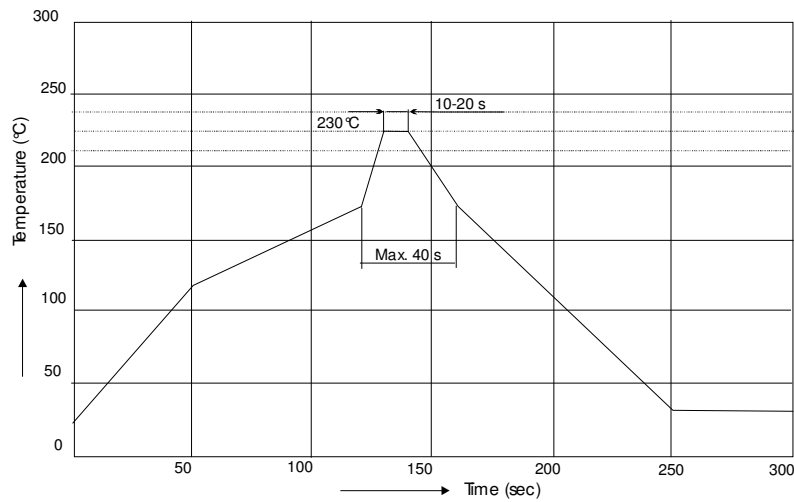
Outline Drawing



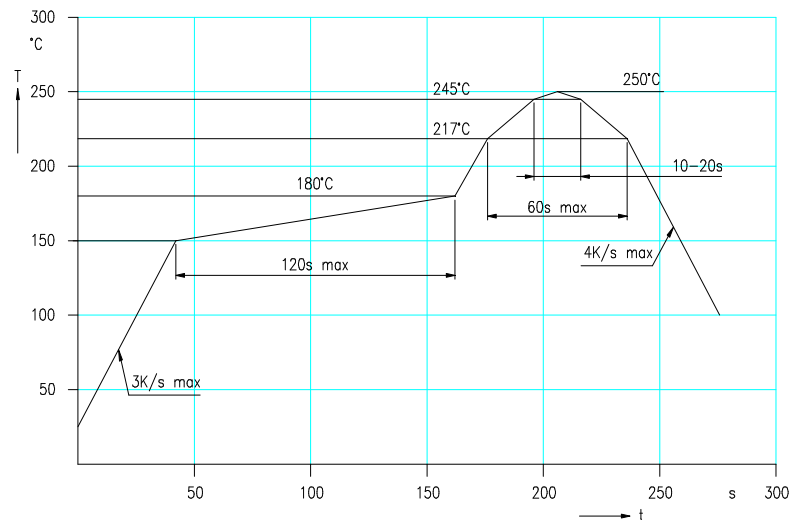
Recommended Soldering Patterns



Soldering Conditions



IR reflow soldering profile



IR reflow soldering profile for lead free soldering

Manual soldering: max power of iron 25W/ 3s/ 300°C

Ordering Code For Parts

<u>Series</u>	<u>Color</u>	<u>Encapsulation</u>	<u>Packaging</u>
OIS-330	????????	X	?
			TU - taped up TD - taped down
		X - uncolored clear	

Type definition, e.g. OIS-330 660-X -TU

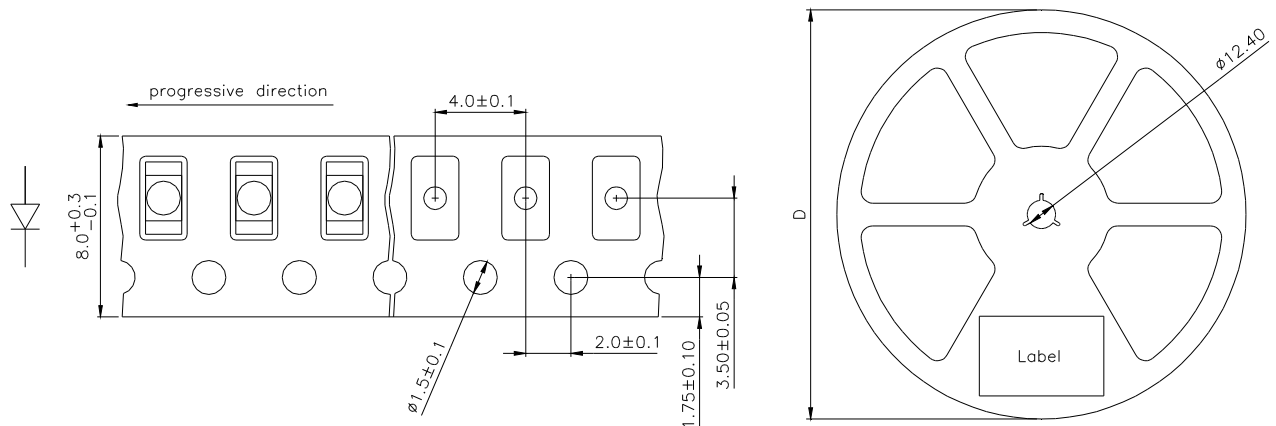
LED Luminous Intensity Groups And Subgroups [mW/sr]

(general information – not this device specific)

C:	0.28 - 0.45	C1:	0.28 - 0.36	J1:	4.50 - 5.60
D:	0.45 - 0.71	C2:	0.36 - 0.45	J2:	5.60 - 7.10
E:	0.71 - 1.12	D1:	0.45 - 0.56	K1:	7.10 - 9.00
F:	1.12 - 1.80	D2:	0.56 - 0.71	K2:	9.00 - 11.20
G:	1.80 - 2.80	E1:	0.71 - 0.90	L1:	11.20 - 14.00
H:	2.80 - 4.50	E2:	0.90 - 1.12	L2:	14.00 - 18.00
J:	4.50 - 7.10	F1:	1.12 - 1.40	M1:	18.00 - 22.40
K:	7.10 - 11.20	F2:	1.40 - 1.80	M2:	22.40 - 28.00
L:	11.20 - 18.00	G1:	1.80 - 2.24	N1:	28.00 - 35.50
M:	18 - 28	G2:	2.24 - 2.80	N2:	35.50 - 45.00
N:	28 - 45	H1:	2.80 - 3.55	P1:	45.00 - 56.00
P:	45 - 71	H2:	3.55 - 4.50	P2:	56.00 - 71.00

Measured according to CIE 127. All SMD-LEDs are 100% measured and selected on full automated equipment with an accuracy of ± 11 %.

Tape And Reel Packing



D	Parts/reel
180 mm	2000
330 mm	8000

Packing: The reel is sealed in special plastic bag with integrate ESD protection (MIL - STD 81705) including a silica dry-pack

Label

Order No.	XXXXXXXXXX	Customer order No.
Type	OIS-330 ?????-??-T	
Intensity group	ZZ	
Charge No.	1122-AAAAAA	11 Week – 22 year – A internal identification
Quantity	9999	

Attention please:

The information describes the type of component and shall not considered as assured characteristics. Terms of delivery and rights to change reserved.

Due to technical requirements components may contain dangerous substances.

The data sheet may changed without prior information; the valid issue will be on our webpage in internet.

Packaging:

Please use the recycling operators known to you.

Components used in life support devices or systems and safety systems must be expressly authorized for such purpose!